



**NYC Sandy Unmet Needs Roundtable  
Assistance & Statistics Report  
Inception 03.01.13 to 12.21.17**

**Overall DCM Stats (Week ending 9.11.16)\***

• NYC Opened Cases in DCMP*	5,779 (5,779)
• NYC Cases Closed in DCMP*	5,301 (5,301)
• NYC Estimated Active Cases in SSBG*	0 (0)
• NYC Estimated Active Cases in NYDIS SSBG*	2 (82)
• Estimated Cases Active Non DCMP (NYLAG, SBP)	0 (12)

**Overall Other Stats**

• FEMA Registrations NYC	153,871
• Build it Back Applicants	23,364 (23,363)
• NYLAG Open Cases	312 (337)
• NYLAG Closed Cases (not individual households)	13,923 (13,392)

**UNR Trainings**

• UNR Trained (Overall)	577 (575)
• UNR Trained (Total DCMs Trained to Date)	276 (274)
• UNR Trained (Current Number of Active DCMs)	14 (16)
• UNR Active DCMs Applying to UNR Portal	14 (16)

*\*Source, the NY State DCMP Administered by Catholic Charities of the Archdiocese of New York  
(###) Indicates Prior Month's Figure*

**Overall Assistance-to-Date**

• Households Assisted Total	23,548 (23,536)
• Households Assisted (TSA and UNR Hearings)	2,365 (2,356)
• Households Assisted (UNR Hearings)	1,415 (1,406)
• Households Assisted without FEMA Number	265 (262)
• Household Members Served (TSA and UNR Hearings)	6,519 (6,433)
• Household Members Served (UNR Hearings)	4,189 (4,103)
• Households Served by Borough (Notes pre-disaster address)	
○ Bronx	7 (3)
○ Brooklyn	994 (989)
○ Queens	768 (764)
○ Manhattan	23 (23)
○ Staten Island	562 (553)
○ Metro NYC	11 (11)



NYC Sandy Unmet Needs Roundtable  
Assistance & Statistics Report – as of 12.21.17

**Current Case Status Summary - Unmet Needs Roundtable Portal (As of 12/21/17):**

○ Submitted.....	1 (0)
○ Hearing Denied.....	100 (101)
○ Revisions Requested.....	1 (1)
○ Hearing Approved.....	0 (0)
○ Funding Denied.....	51 (49)
○ Conditionally Approved.....	0 (0)
○ Funding Approved.....	1,454 (1,450)
○ Created.....	401 (400)
○ Withdrawn.....	654 (653)
○ Total.....	2,662 (2,654)

**Overall Assistance-to-Date by Type:**

● Home Repairs Completed (UNR & Partners) .....	9,054 (9,041)
● Home Repairs Completed (Overlapping UNR & TSA) .....	1,805 (1,792)
● Home Repairs Completed (UNR).....	753 (740)
○ Appliances.....	299 (294)
○ Building Supplies.....	40 (40)
○ Contractors (UNR).....	242 (242)
○ Contractors (Private).....	119 (117)
○ Furniture (with Mattress Program) .....	1,376 (1,371)
○ Furniture (without Mattress Program) .....	453 (447)
● Home Repairs (Active or Scheduled) .....	0 (12)
○ Bronx.....	0 (0)
○ Brooklyn.....	0 (2)
○ Queens.....	0 (2)
○ Staten Island.....	0 (8)
● Vehicles (Replaced for Self-Employed & Disabled) .....	9 (9)

**Total Assistance-to-Date by Category:**

● Total Assistance by Category	
○ Emergency Assistance Cases Approved.....	242 (239)
○ Sustainable Recovery Cases Approved.....	2,121 (2,112)
○ Loan.....	0 (0)
○ NYLAG Referrals.....	236 (236)
○ Sandy Temporary Rental Program (STRP).....	71 (71)
● Hearing Denied .....	100 (101)
● Funding Denied.....	51 (49)



NYC Sandy Unmet Needs Roundtable  
Assistance & Statistics Report – as of 12.21.17

**DCM Agencies Presenting Cases (Ranked by Number of Cases Presented to Date)**

1. Metropolitan Council on Jewish Poverty (Met Council) .....	188 (189)
2. New York Disaster Interfaith Services (NYDIS).....	195 (163)
3. Catholic Charities, Archdiocese of New York .....	151 (153)
4. Lutheran Social Services of New York.....	137 (137)
5. Council of Peoples Organization (COPO) .....	135 (135)
6. Brooklyn Community Services.....	99 (100)
7. SCO Family of Services.....	86 (86)
8. American Red Cross of NY.....	67 (68)
9. Catholic Charities, Brooklyn & Queens.....	65 (65)
10. Jewish Community Center of Staten Island.....	61 (58)
11. Shorefront YM-YWHA of Brighton-Manhattan Beach.....	50 (50)
12. Center for the Independence of the Disabled NY (CIDNY).....	34 (34)
13. SBP (DBA Friends of Rockaway) .....	30 (31)
14. Arab-American Family Support Center.....	23 (23)
15. New York Legal Assistance Group (NYLAG).....	15 (16)
16. Make the Road .....	14 (14)
17. Good Shepherd .....	13 (13)
18. Brooklyn Center for Independence of the Disabled (BCID).....	10 (10)
19. Bronxworks.....	8 (8)
20. Project Hospitality.....	6 (6)
21. Council on Adoptable Children (COAC).....	5 (5)
22. Jewish Community Council of Rockaway Peninsula.....	3 (3)
23. New York Legal Assistance Group (NYLAG).....	5 (3)
24. New York Annual Conference.....	3 (3)
25. CAMBA Legal Services.....	2 (1)
26. Good Old Lower East Side (GOLES).....	1 (1)
27. Council of Jewish Organizations of Flatbush.....	1 (1)



NYC Sandy Unmet Needs Roundtable  
Assistance & Statistics Report – as of 12.21.17

**Donor Agencies (Ranked by Assistance Awarded to Date)**

1. American Red Cross** .....	\$5,353,212.00
2. The Salvation Army	
a. UNR Hearings.....	\$2,506,204.00
b. Mattress Program.....	\$917,733.00
3. New York Annual Conference – UMC.....	\$953,522.00
4. Convoy of Hope** .....	\$902,181.00
5. NY State Office of Children & Family Services** (6) .....	\$681,828.00
6. United Way of New York City** .....	\$665,531.00
7. Lutheran Social Services – Lutheran Disaster Response**...	\$260,104.00
8. Stephen Siller Tunnel to Towers Foundation (80% In Kind).	\$1,054,567.00
9. KIDS Fashion Delivers** .....	\$106,061.00
10. Catholic Charities of New York** .....	\$89,898.00
11. Islamic Relief USA** .....	\$79,100.00
12. Cooperative Baptist Fellowship** .....	\$67,690.00
13. CBF Metro Baptist Church** .....	\$54,290.00
14. Client Self-Funded.....	\$34,299.00
15. Tory Burch Foundation (19).....	\$17,405.00
16. NYC Service** .....	\$14,991.00
17. Queens Long Term Recovery Group.....	\$12,030.00
18. NYDIS** .....	\$2,627.00
19. Center for NYC Neighborhoods - Temporary Housing Services.	\$2,370.00
20. Project Hospitality.....	\$301.00
 Total.....	 \$13,805,837.00*

\* Self-Funded Client Amount is not tracked in CAN.

\*\*Contributed to the NYC Unmet Needs Fund

**Partner Matched Funds**

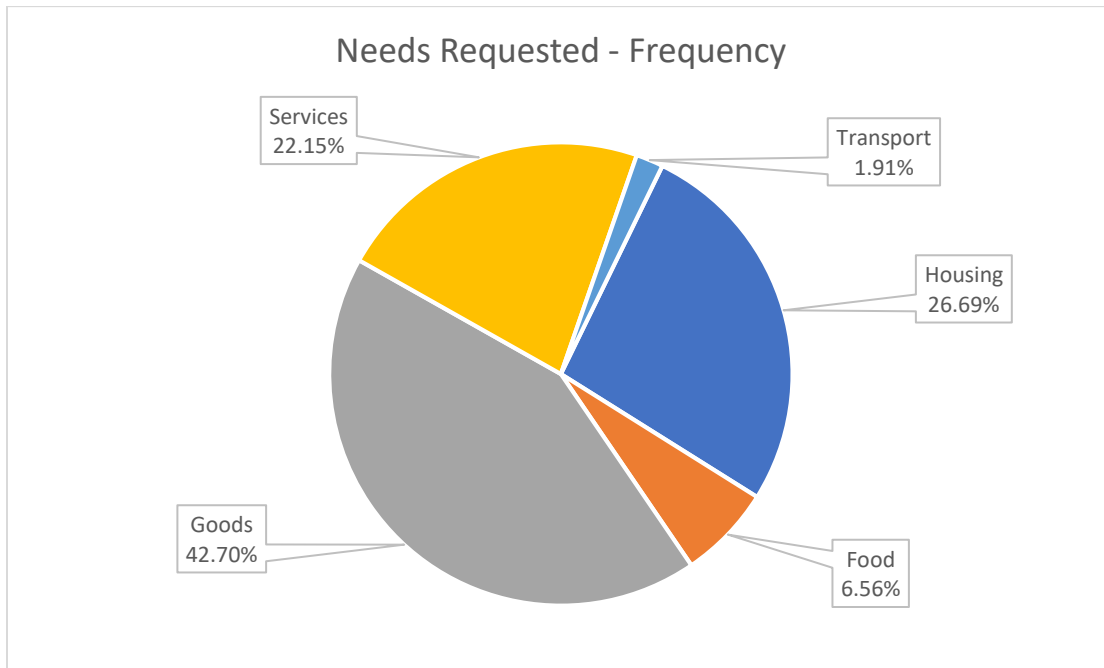
1. SBP.....	\$60,014.00
 Overall total.....	 \$13,865,850.84



### Ranking of Assistance Categories

#### Top 5 - Requested (By Frequency) (Same from last month)

1. Goods
2. Housing
3. Services
4. Food
5. Transport

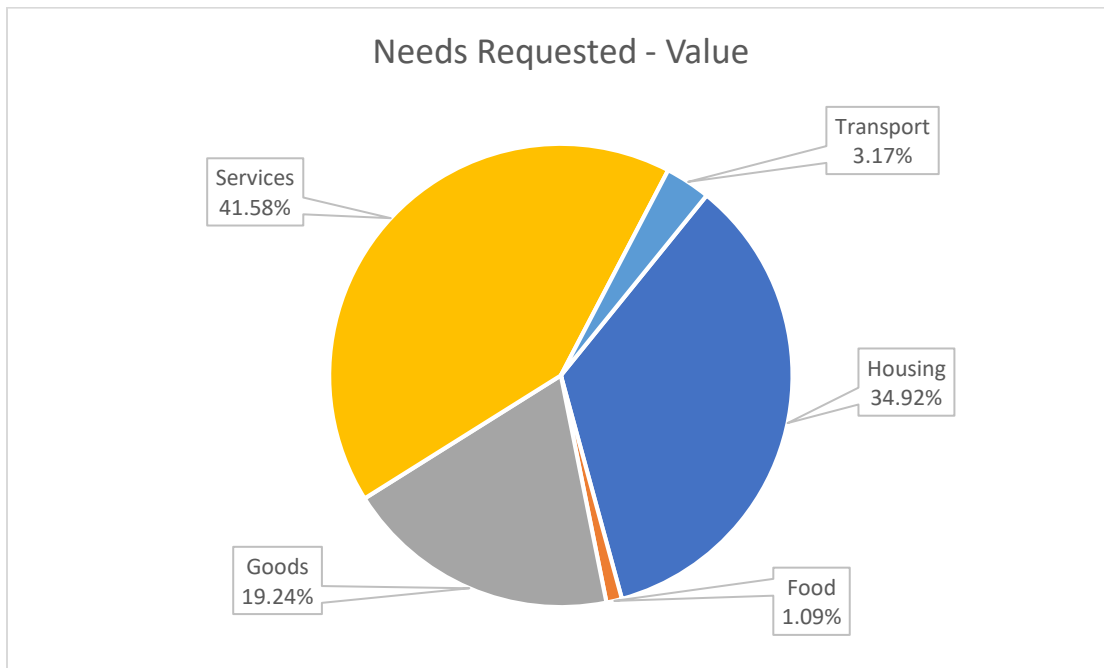




### Ranking of Assistance Categories

#### Top 5 Requested (By Value) (Same from last month)

1. Services
2. Housing
3. Goods
4. Transport
5. Food

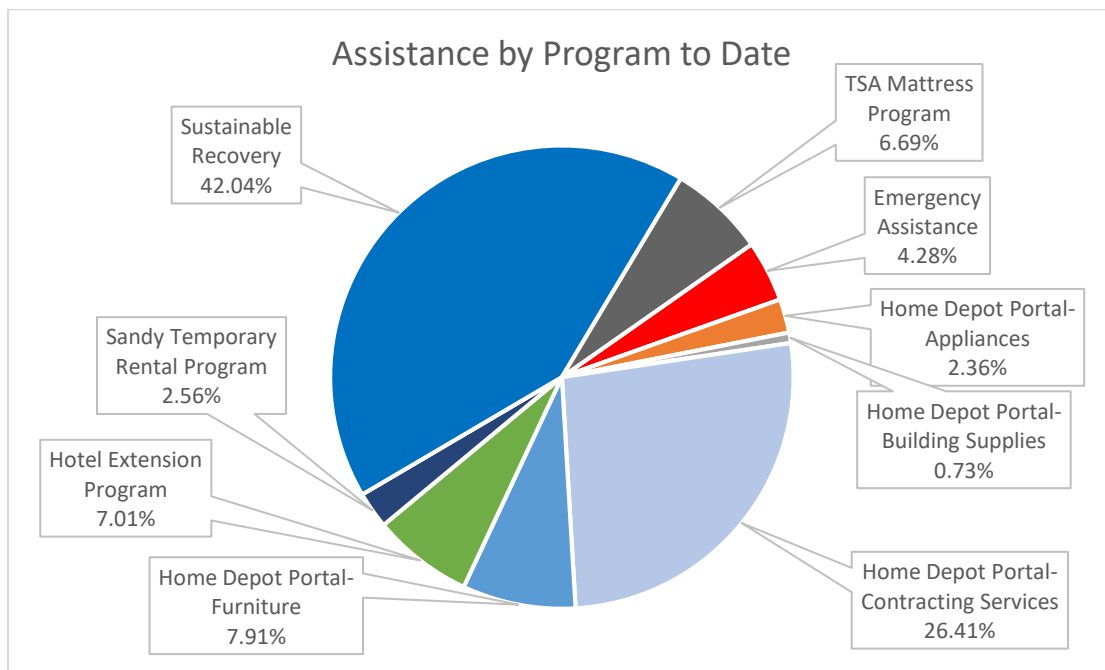




NYC Sandy Unmet Needs Roundtable  
Assistance & Statistics Report – as of 12.21.17

Assistance by Program to Date

- Grand Total..... \$13,714,427.21 (\$13,621,056.73)
  - Emergency Assistance ..... \$586,784.39 (\$586,521.54)
  - Sustainable Recovery Total..... \$11,814,314.33 (\$11,721,206.70)
    - Sustainable Recovery ..... \$5,766,186.34 (\$5,674,519.61)
    - Home Depot Portal-Appliances..... \$323,147.14 (\$318,381.23)
    - Home Depot Portal-Building Supplies..... \$100,304.08 (\$100,304.08)
    - Home Depot Portal-Contracting Services..... \$3,622,076.81 (\$3,625,401.82)
    - Home Depot Portal-Furniture..... \$1,084,867.12 (\$1,084,867.12)
    - TSA Mattress Program..... \$917,732.84 (\$917,732.84)
  - Sandy Temporary Rental Program (STRP)..... \$351,612.61 (\$351,268.75)
  - Hotel Extension Program..... \$961,715.88 (\$961,715.88)

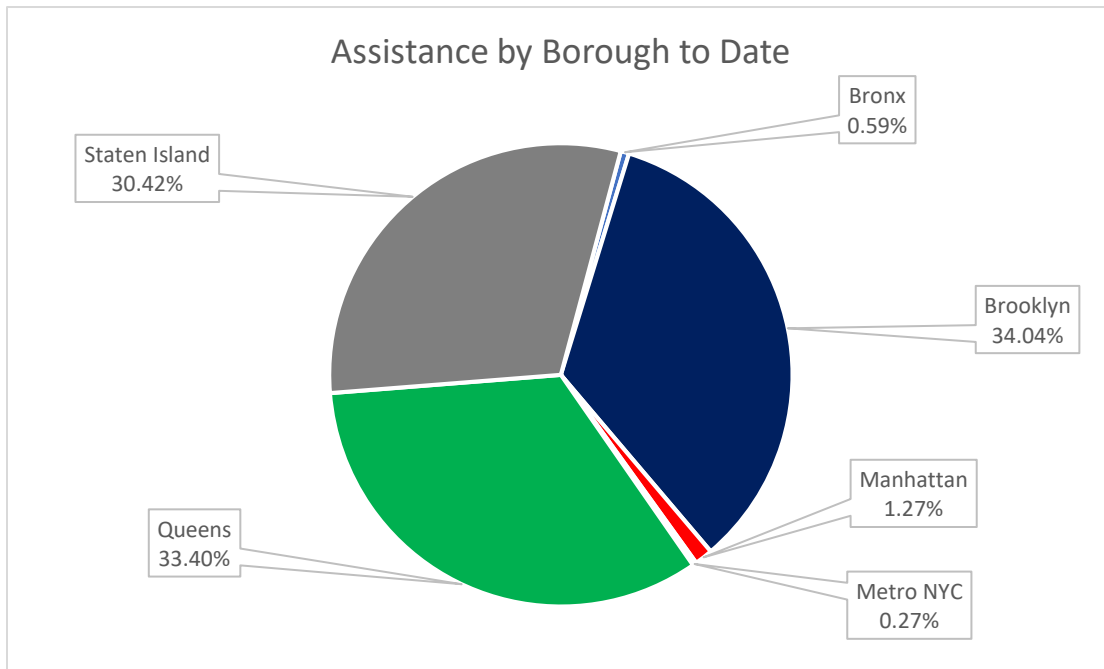




NYC Sandy Unmet Needs Roundtable  
Assistance & Statistics Report – as of 12.21.17

Assistance by Borough to Date (Notes Pre-disaster address)

- Grand Total..... \$13,714,427.57 (\$13,621,057.09)
  - Bronx..... \$80,982.14 (\$80,683.15)
  - Brooklyn..... \$4,668,625.43 (\$4,636,585.90)
  - Manhattan..... \$174,036.03 (\$174,036.03)
  - Metro NYC..... \$37,399.75 (\$33,777.56)
  - Queens..... \$4,581,029.91 (\$4,519,672.87)
  - Staten Island..... \$4,172,354.31 (\$4,172,679.39)



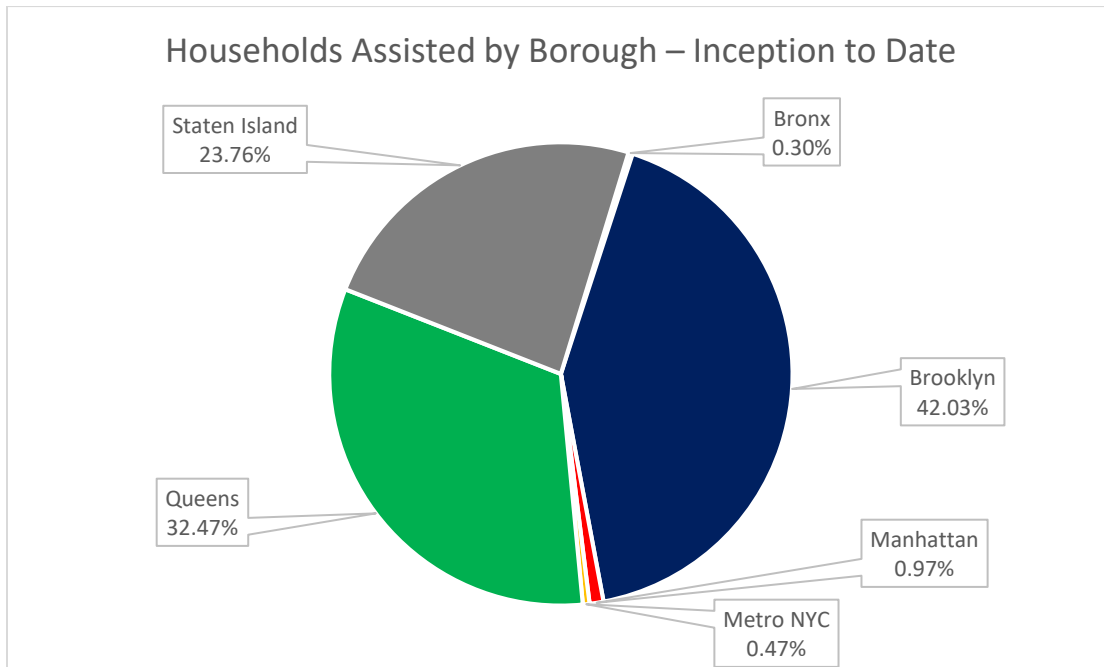




NYC Sandy Unmet Needs Roundtable  
Assistance & Statistics Report – as of 12.21.17

Households Assisted by Borough – Inception to Date (Notes Pre-disaster address)

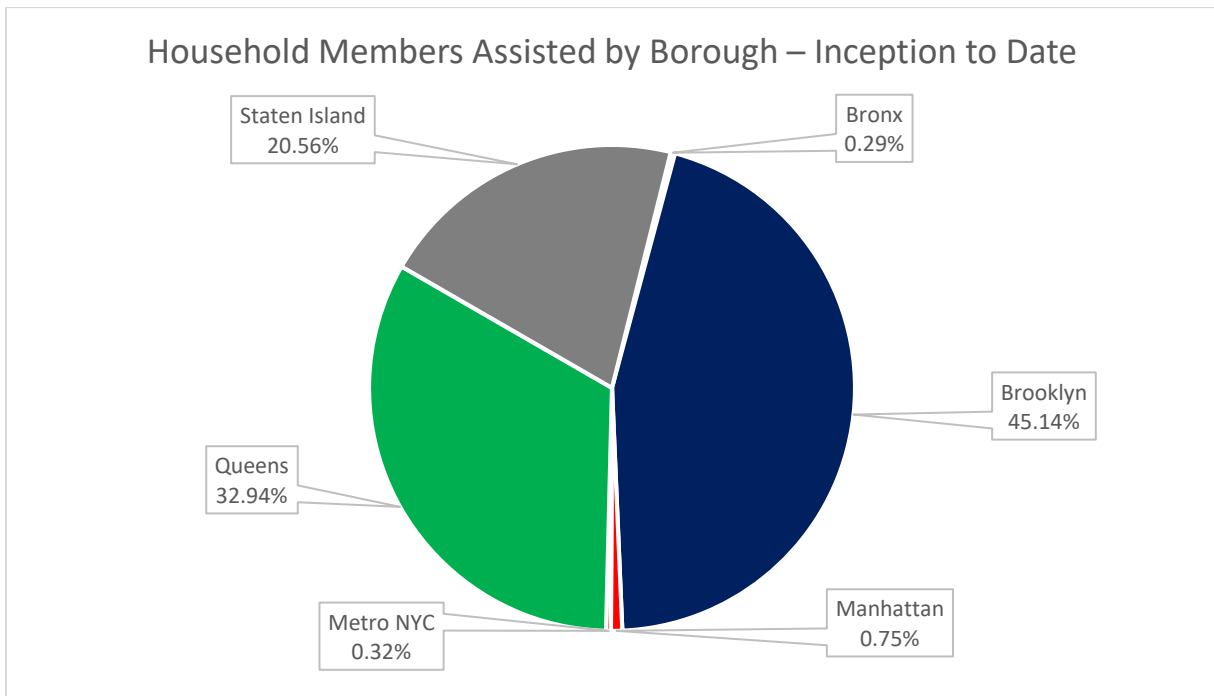
- Grand Total..... 2,365 (2,356)
- Bronx..... 7 (7)
- Brooklyn..... 994 (989)
- Manhattan..... 23 (23)
- Metro NYC..... 11 (10)
- Queens..... 768 (764)
- Staten Island..... 562 (562)





**Household Members Assisted by Borough – Inception to Date**

- Grand Total..... 6,546 (6,519)
- Bronx..... 19 (19)
- Brooklyn..... 2,955 (2,936)
- Manhattan..... 49 (49)
- Metro NYC..... 21 (21)
- Queens..... 2,156 (2,148)
- Staten Island..... 1,346 (1,346)





NYC Sandy Unmet Needs Roundtable  
Assistance & Statistics Report – as of 12.21.17

**Emergency Heating Program Overall Statistics**

• Households Assisted Total.....	39
• Household Members Served.....	130
• Total Program Spend.....	\$295,102.31
• Total Program Spend Average per client.....	\$7,566.73
• Number of Boilers/Furnaces Replaced.....	24

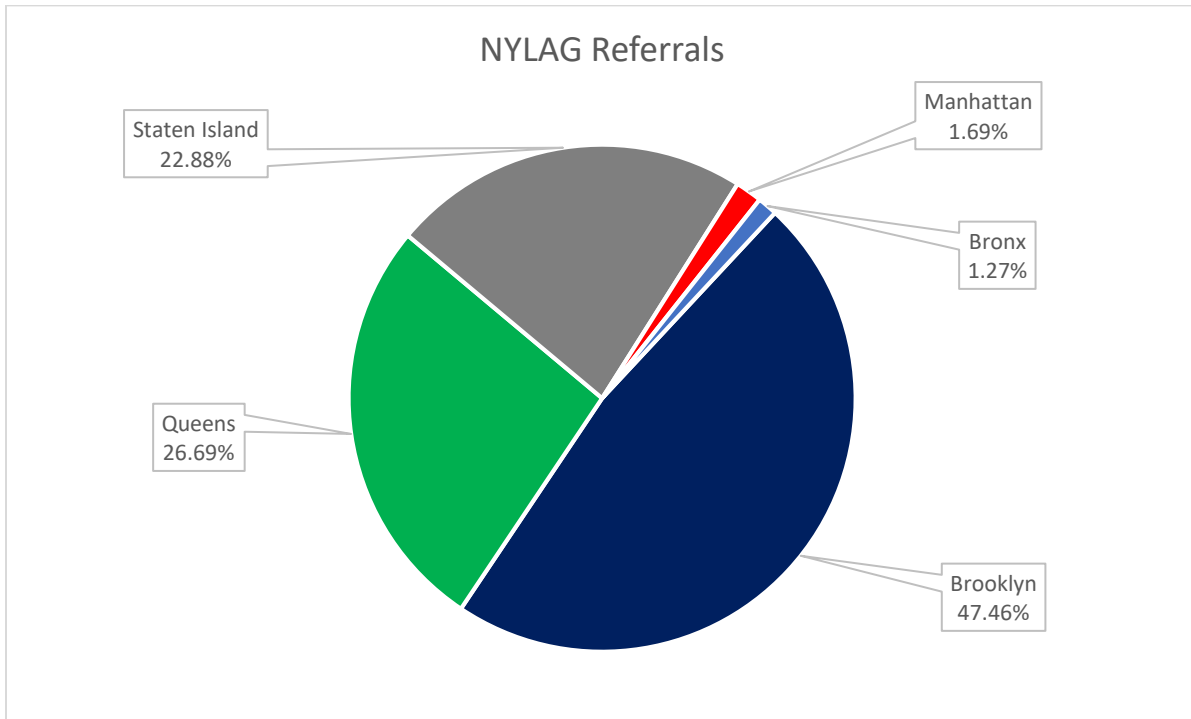
**Emergency Heating Program Borough Statistics**

• Brooklyn.....	\$175,251.40
○ 23 households, 82 Household members	
• Queens.....	\$40,655.00
○ 5 households, 17 Household members	
• Staten Island.....	\$81,195.91
○ 11 households, 31 Household members	



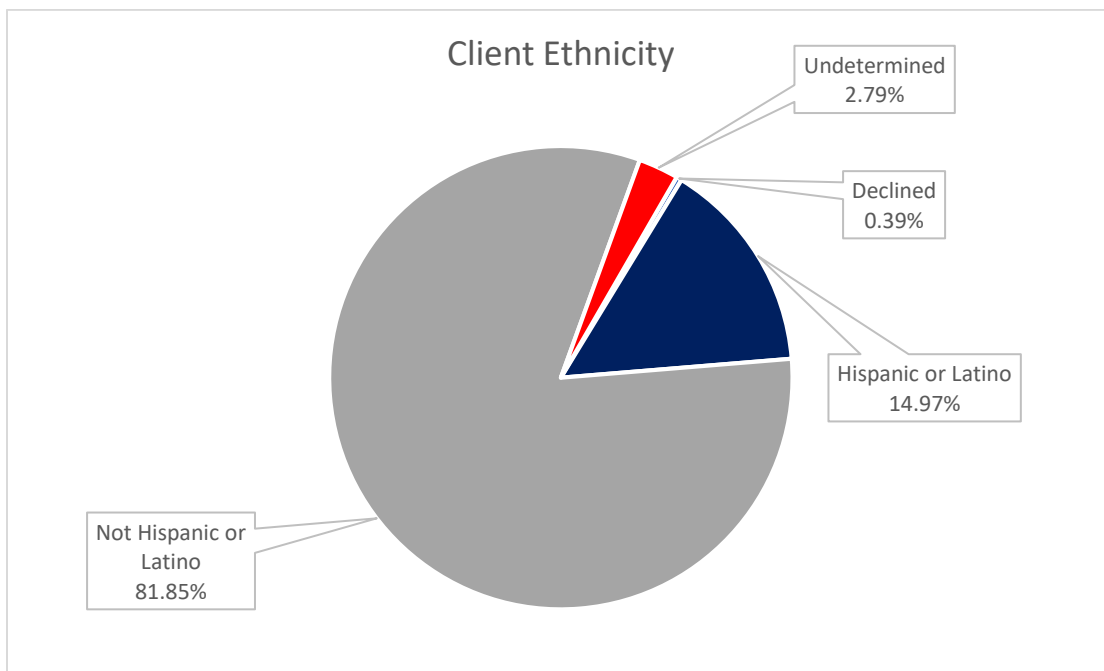
**NYLAG Referrals (same from last month)**

- Grand Total..... 236 (236)
  - Bronx..... 3 (2)
  - Brooklyn..... 112 (112)
  - Manhattan..... 4 (4)
  - Queens..... 63 (64)
  - Staten Island..... 54 (54)



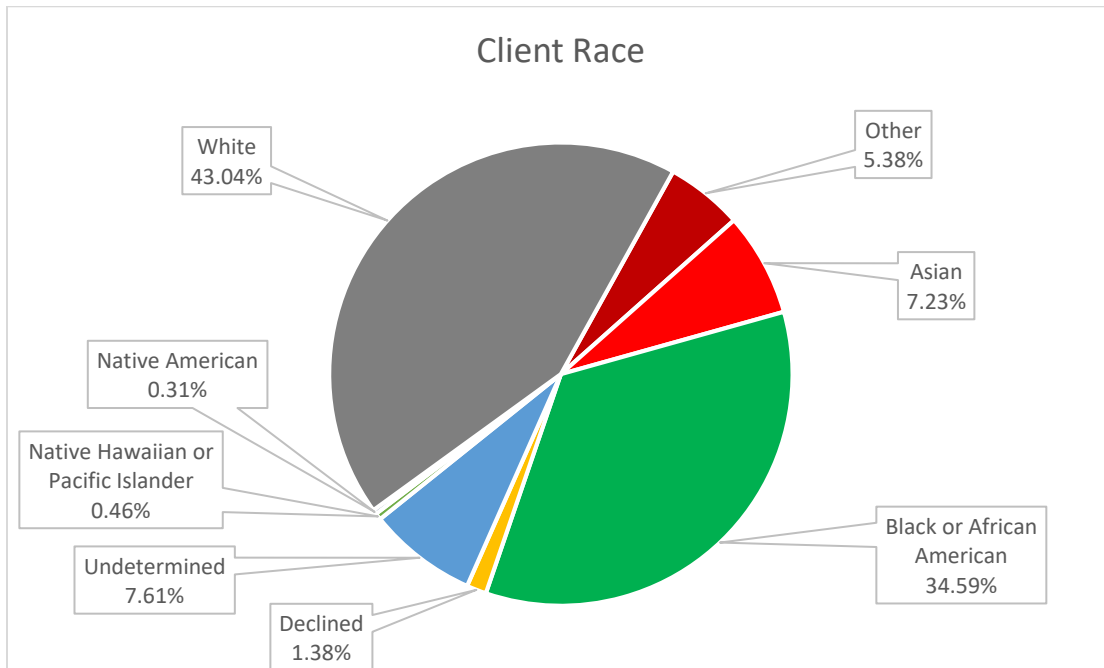


Overall UNR Client Ethnicity Statistics





Overall UNR Client Race Statistics





**Partner Unmet Needs Assistance Programs**

---

**Buddhist Tzu Chi Foundation - Gift Card Program (\$600 value)**

- Total Program Spend.....\$6,863,100.00
  - 13,833 Households
- Brooklyn.....\$2,307,200.00
  - 4,405 Households
- Queens.....\$1,145,100.00
  - 2,153 Households
- Staten Island.....\$3,093,100.00
  - 5,210 Households
- Manhattan.....\$305,400.00
  - 627 Households
- New York City Unspecified.....\$12,300.00
  - 1,483 Households

---

**Stephen Siller Tunnel-to-Towers Foundation - Home Depot Gift Card Program (\$500 value)**

- Total Program Spend.....\$1,925,000.00
  - 7,350 Households
  - 7,700 Gift Cards
- Brooklyn.....\$175,000.00
  - 350 Households
  - 700 Gift Cards
- Staten Island.....\$1,750,000.00
  - 7,000 Households
  - 7,000 Gift Cards

---

**Salvation Army Mattress Program**

- Total Program Spend..... \$917,732.84
  - 950 households
  - 2,330 individual beds
- Brooklyn..... \$472,035.48
  - 480 households
  - 1,212 individual beds
- Queens..... \$321,906.44
  - 314 households
  - 802 individual beds
- Staten Island..... \$113,709.20
  - 142 households
  - 290 individual beds
- Manhattan..... \$10,081.72
  - 14 households
  - 26 individual beds

---

**Catholic Charities ARC Direct Grants for DCM clients**

- Total Program Spend..... \$1,294,000.00