



ANNUAL REPORT

NYDIS' 2021 IMPACT STATISTICS

NYDIS is a faith-based federation of over 60 diverse judicatories, disaster human services providers, and charitable organizations who work in partnership to provide disaster readiness, response, and recovery services to New York City – and, support recovery in disaster-impacted communities with a direct connection to NYC



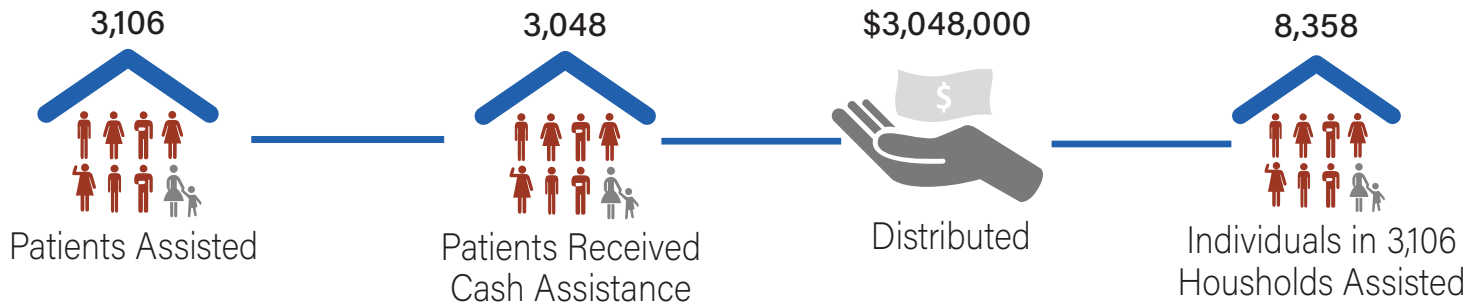
ESN is an Affiliate of New York Disaster Interfaith Services(NYDIS)



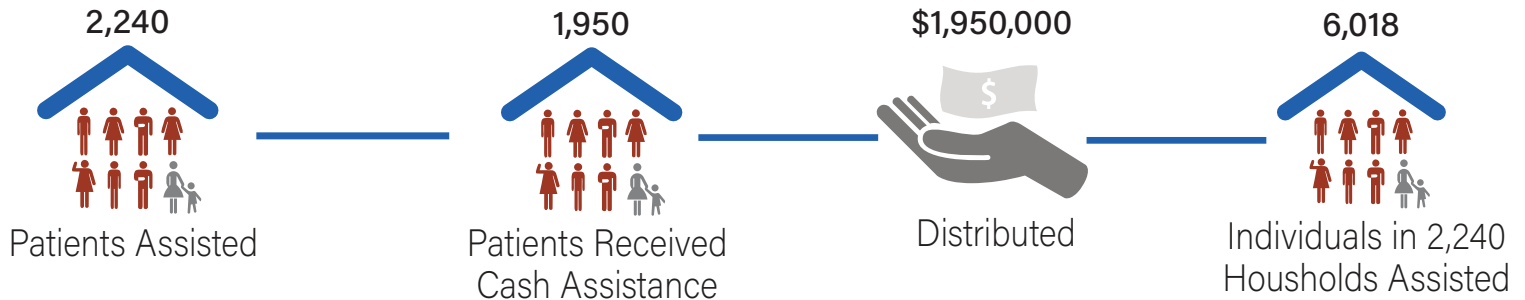


NYDIS COVID-19 Emergency Assistance Final Impact Report 2020 - 2021

NYC Health & Hospitals COVID-19 Emergency Fund



Test & Trace COVID-19 Quarantine Emergency Fund




Total Assistance: \$4,998,000

*A partnership with New York City Health & Hospitals,
with funding provided by Robin Hood Foundation.*



COVID-19 Services Program 2021 Impact



5,352



Households Assisted

\$5,526,646



Financial Assistance
Distributed to Date

857



ERAP
Applications Completed

332



Nonprofits & Houses of
Worship Received PPE

\$4,569,620



Value of PPE

1,536,202



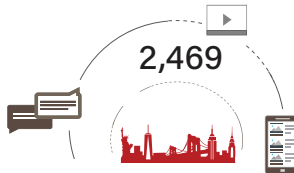
PPE Donations
Distributed

18



Resilience Building &
COVID-19 Webinars Hosted

2,469



Social Media Posts
& Youtube Videos

19

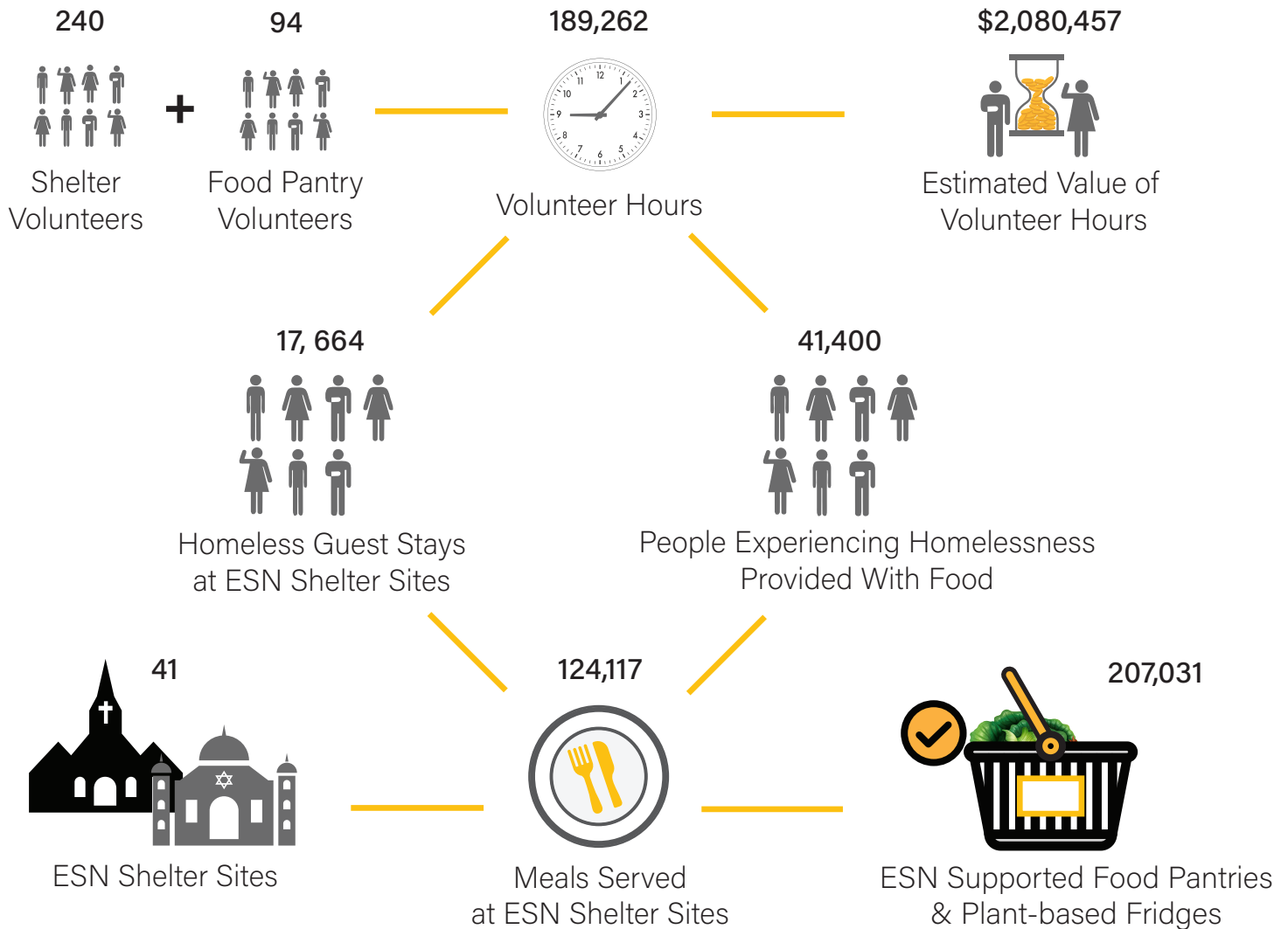


COVID-19 Updates, Tools & Tip sheets
to 15,457 Recipients



EMERGENCY SHELTER NETWORK

2021 Impact

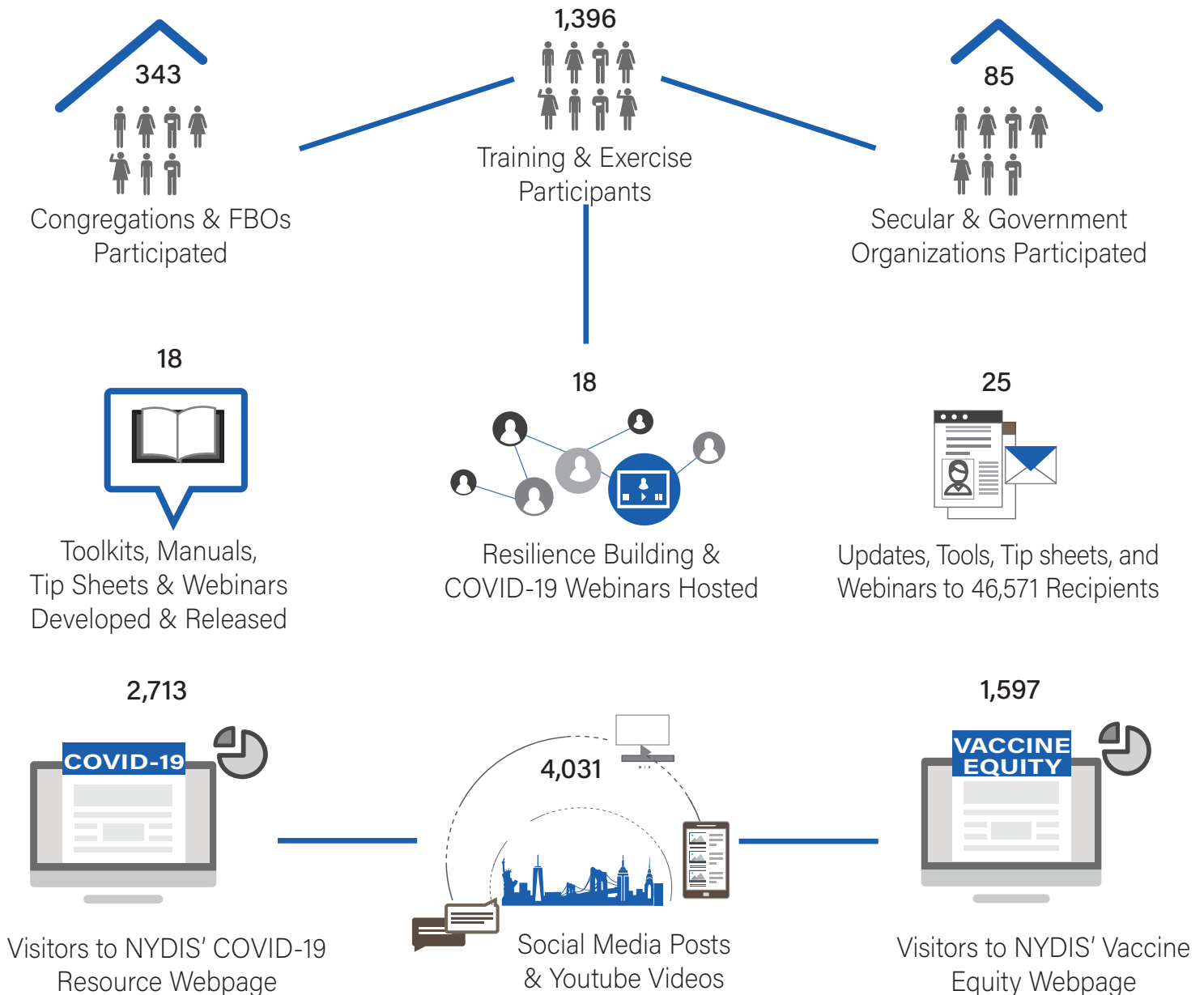


ESN is an affiliate of New York Disaster Interfaith Services





Faith Sector Community Preparedness Program (FSCPP) - 2021 Impact

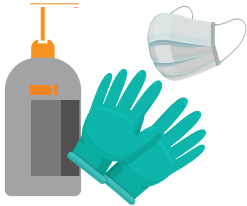




NEW YORK VOAD 2021 Impact

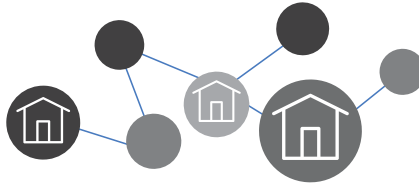
COVID-19 Response

1,085,986



PPE Donations
Distributed

231



NYVOAD Organizations
Received PPE Statewide

\$3,259,946



Estimated Value
of PPE

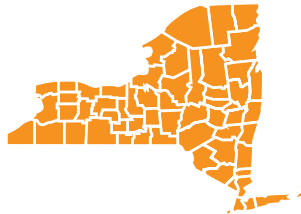
Ida Flooding 2021 Recovery

1206



Affected Households
Outreached

6



VOAD Organizations
Deployed for Ida Clean-Up

64



Volunteers Deployed

24



Sitreps Released

9,369



Completed Hours of
Home Repair & Muck-Out



NYDIS' Unmet Needs Roundtables Impact 2002 - 2022

2002 to 2019



2,302 Households Assisted
\$6,600,000 Awarded

2005 to 2006



800 Households Assisted
\$600,000 Awarded

2012 to Date




2361 Households Assisted
\$15,847,461 Awarded

2017 to 2020



3,368 Households Assisted
\$3,262,000 Awarded

2020 to Date



5,352 Households Assisted
\$5,526,646 Awarded

2021 to Date



53 Households Assisted
\$53,723 Awarded

Total Households Assisted to Date: 14,236
Total Awarded to Date: \$31,889,830.00