



ANNUAL REPORT

NYDIS' 2023 IMPACT STATISTICS

NYDIS is a faith-based federation of over 60 diverse judicatories, disaster human services providers, and charitable organizations who work in partnership to provide disaster readiness, response, and recovery services to New York City – and, support recovery in disaster-impacted communities with a direct connection to NYC



ESN is an Affiliate of New York Disaster Interfaith Services(NYDIS)






Asylum Seeker Shelter Program 2023 Impact

\$1,796,975



Funding to Date

2



Sites
Opened

2,401



Guests Served

2,764



Clothing Distributed

323




Total Applicants

4,331



Meals Served

8



Waiting Centers
Opened

20,832



Guests Served

3,870



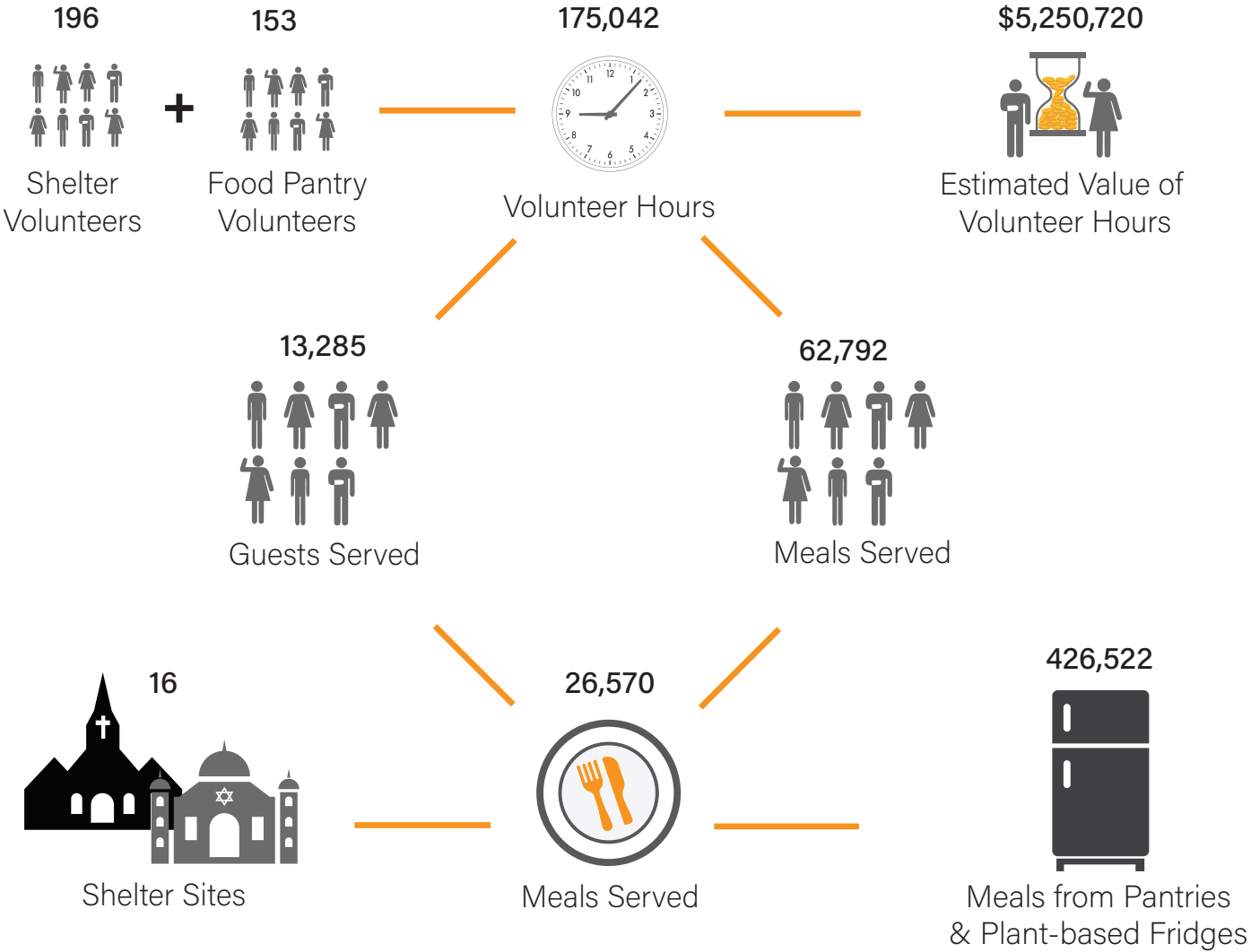
Hygiene Kits Distributed

ESN is an affiliate of New York Disaster Interfaith Services



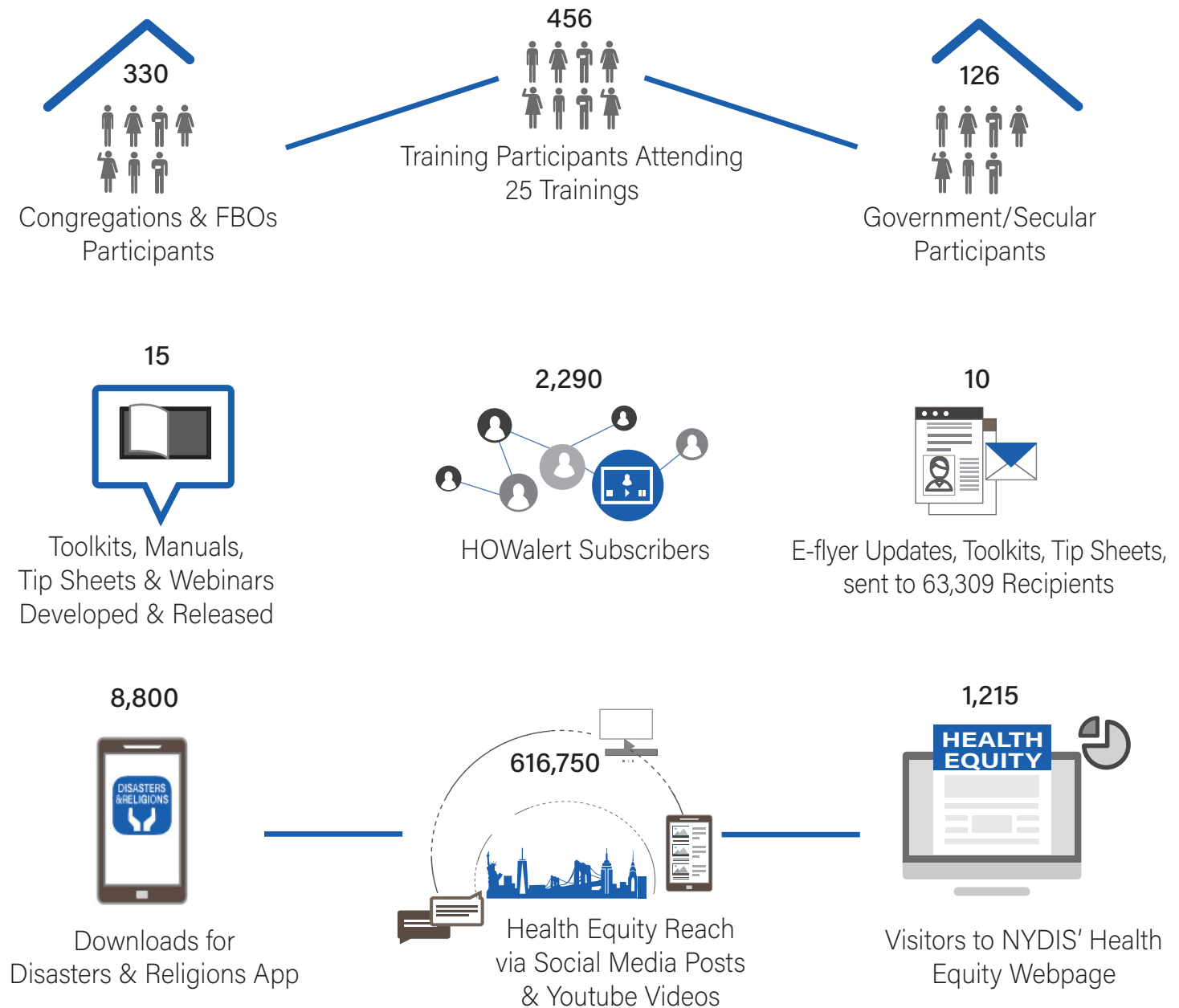


Emergency Shelter Network (ESN) 2023 Impact





Faith Sector Community Preparedness Program (FSCPP) - 2023 Impact





NYS Ida Disaster Case Management Program (DCMP) - 2023 Impact

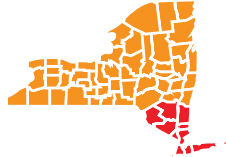
Ida Flooding Recovery

\$2.3M




Total Funding

14



Number of Impacted Counties

\$2.14M



Distributed to Clients for Unmet Needs

95,478



Number of Affected Households Outreached

3,769



Number of Cases Completing Intake

1,270



Recovery Plans Created

400+



Local Resources Identified for Clients

33



Disaster Case Managers

1,745



Clients Referred to Resources



Our Provider Partners



NYDIS' Puerto Rico Fiona Recovery Program Impact 2023

2,200



Book Bags
Distributed

\$52,000



Donations

350



3 Kings Day Children's
Meals & Gifts Distributed

87



Flood Shelves Installed

42



Homes with New
Appliances & Furniture

26



Community Projects

1,800



Volunteer Hours

\$87,004.80



Estimated Value of
Volunteer Hours

936



Volunteer Hours



Ciudad Museo PR



ISLAMIC
RELIEF
USA



Puerto Rico
VOAD



Team Playa Añasco

Our Recovery Partners



NYDIS' Unmet Needs Roundtables Impact 2002 - 2023

2002 to 2019



2,302 Households Assisted
\$6,600,000 Awarded

2005 to 2006



800 Households Assisted
\$600,000 Awarded

2012 to Date



2361 Households Assisted
\$15,847,461 Awarded

2017 to 2020



3,368 Households Assisted
\$3,262,000 Awarded

2020 to Date



5,352 Households Assisted
\$5,526,646 Awarded

2021 to 2023



572 Households Assisted
\$2,843,000 Awarded

Total Households Assisted to Date: 14,755
Total Awarded to Date: \$34,679,107