





ASYLUM SEEKER SHELTER SERVICES IMPACT REPORT



09/01/2023 - 06/30/2025




Shelters, Hospitality Centers & Waiting Centers
13 Open | 21 Total | 8 Closed



Interns/Volunteers

0 | 306
This Month | To Date



Guests Served

5,406 | 199,296
This Month | To Date



Intern/Volunteer Hours

0 | 4,288
This Month | To Date



Hygiene Kits

0 | 10,189
This Month | To Date



Meals

13,666 | 317,009
This Month | To Date



Food

7,056 | 305,520
This Month | To Date



Clothing

2,570 | 73,241
This Month | To Date

In Partnership with:



In Partnership with:



In Partnership with:



In Partnership with:

