



2025 ANNUAL REPORT

THE IMPACT OF NYDIS' COMMUNITY & DISASTER SERVICES

NYDIS inspires, connects, and equips faith communities to serve our neighbors in times of crisis and suffering, by building pathways to recovery, resilience and social justice.





Asylum Seeker Shelter Services 2022-2025 Impact



Shelters

11



Hospitality Centers

8




Waiting Centers

6



Interns/Volunteers

300



Guests Served

200,000



Intern/Volunteer Hours

4,200



Hygiene Kits

10,200



Meals

317,000



Food

305,500



Clothing

73,200

In Partnership with:



In Partnership with:



In Partnership with:



In Partnership with:



Funded by:





Adult Clubhouse - Elements House-LES

2024-2025 Impact



Average Daily Attendance

25



Members

147



Applications Pending

60



Members by Borough

Bronx | Brooklyn | Manhattan | Queens | Staten Island

6

50

67

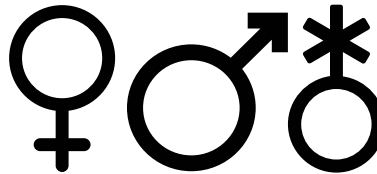
23

1



Events

159



Gender

Female 60 | Male 80 | Non Binary 5 | Transgender 2



Meals Served

1,694

In Partnership with:



Episcopal Church of Our Savior
To Seek To Share and To Serve Christ

聖公會救主堂

Program of:



Funded by:



Member of:





Communications 2025 Impact



Active Website Users
28,394



Website Views
65,968



Total Social Media Reach
108,392



13,028



3,593



1,069



5,592




1,052



56

Social Media Subscribers
24,390



Social Media Posts
878



Videos Posted
13



E-Newsletters
26



Total Recipients
97,526



Faith Sector Resilience (FSR) 2025 Impact



Trainings
35



Participants
630



Climate Ready Audits
7



**Toolkits & Resources
Released**
9



HOWalert Subscribers
2,804



E-flyer Outreach
63,065



**Disasters&Religions
App Users**
5,832



**Social Media
Outreach**
24,390



**Faith Sector Resilience
Webpage Visitors**
2,778

Funders & Partners:





HUB NYC

2024-2025 Impact



Hygiene Kits
4,992



Value
\$54,912



School Kits
1,100



Value
\$18,656



Humanitarian Aid
7,160



Value
\$30,385




Clothing
45,950




Value
\$1,439,006



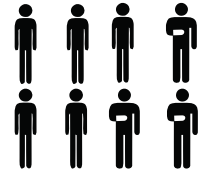
Interns/Volunteers
110



Intern/Volunteer Hours
2,890



Guests Served
108,974



Community Served
20,702

Funded by:



In Partnership with:





Human Resources 2025 Statistics



Gender

Female 14 | Male 14




Total Staff

28



Employees with Disabilities

6




Race & Ethnicity

Asian 3 | Black 11 | Hispanic 8 | Indigenous 1 | South Asian 1 | White 4



Languages Spoken

Arabic-1 | Bengali-1 | Cantonese-1
French-2 | Hindi-1 | Haitian Creole-2
Mandarin-3 | Spanish-9 | Urdu-1



Religious Affiliation

Atheist-1 | Buddhist-1 | Episcopalian-2
Muslim-4 | Protestant Christian-7
Roman Catholic-2 | Santeria-1 | None-10



Puerto Rico Recovery 2025 Impact



**Book Bags
Distributed**
600



Donations/Grants
\$45,000



**3 Kings' Day
Gifts & Meals Distributed**
500



Flood Shelves Installed
5



Flood Buckets
994



Community Projects
34



**NYDIS
Volunteer Hours**
572



**Estimated Value of
Volunteer Hours**
\$81,686.92



**Team Playa Añasco
Volunteer Hours**
1,776

In Partnership with:



Ciudad Museo PR



ISLAMIC
RELIEF
USA



Puerto Rico
VOAD



Team Playa Añasco



Unmet Needs Roundtables 2002-2025 Impact

2002 - 2019



2,302 Households Assisted
\$6,600,000 Awarded

2005 - 2006



800 Households Assisted
\$600,000 Awarded

2012 - 2023



2361 Households Assisted
\$15,847,461 Awarded

2017 - 2020



3,368 Households Assisted
\$3,262,000 Awarded

2020 - 2025



5,378 Households Assisted
\$5,621,413 Awarded

2021 - 2024



572 Households Assisted
\$2,843,000 Awarded

Total Households Assisted to Date: 17,052

Total Awarded to Date: \$34,773,874